

REPELLENCY AND TOXICITY EFFECT OF PLANT EXTRACT FROM *Francoeria crispa* (Forssk) AGAINST *Eutetranychus orientalis* (Klein) (Acari: Tetranychidae)

Abdel-Khalek, Amira A.; Sanaa A. A. Amer and Faten M. Momen
Pests and Plant Protection Department, National Research Centre, 31
El- Tahrir Street, 12622 Dokki, Cairo, Egypt. Tel: +202-734-0110,. Fax: +
202- 337-0931

Correspondence author. e. mail: fatmomen@yahoo.com

ABSTRACT

Laboratory bioassays were conducted to evaluate the activity of plant extract *Francoeria crispa* (Forssk) (Family Compositae) against the citrus brown mite, *Eutetranychus orientalis* (Klein). Ethyl acetate was tested for preparing the crude extract of *F. crispa*. The extract was tested for its toxicity against eggs and adult females of the mite pest *E. orientalis*. Ethyl acetate extract of *F. crispa* was affected the behavior, toxicity and fecundity of females under laboratory conditions. The extract had similar toxic effects on egg stage and adult females of *E. orientalis* (LC₅₀ = 0.00050 g / ml), respectively. Leaf discs treated with increasing concentrations of ethyl acetate extract of *F. crispa* showed a high percentage of repellency (97.45%), respectively. Treated females with LC₅₀ concentration of ethyl acetate extract showed a higher remarkable percentage of mortality as well as a reduction in the total number of eggs laid during 7 days. Ten isolated fractions of ethyl acetate crude extract from *F. crispa* were detected. Results clearly indicate that the isolate number (10) was the most toxic isolate on eggs and females of *E. orientalis* (LC₅₀ = 0.00014 and 0.000125 g / ml), respectively.

Keywords: Acari, *Eutetranychus orientalis*, *Francoeria crispa*, Plant extract, Tetranychidae,

INTRODUCTION

In recent years, the plant extracts have received much attention as resources of potentially useful bioactive compounds. Particular emphasis has been placed on their antimicrobial, antifungal, antitumor and insecticidal action as well as on their action on the central nervous system (Gerasimos *et al.*, 1997). Few studies have been done on such plants having acaricidal influences are assumed to be acceptable because they are alterable in nature (Schauer and Schmutter, 1981; Amer *et al.*, 1989; Dimetry *et al.*, 1990; Hussein *et al.*, 2006). Previous work has been done by El-Gengaihi *et al.*, 1999 as well as Dimetry *et al.*, 2000 & 2003 showed the activity of some medicinal plant such as *Glossostemon bruguieri*, *Curcuma longa*, *Nicandra physaloides* and *Dodonaea viscosa* were plant extracts against adult females of the pest *Tetranychus urticae* Koch (Acari: Tetranychidae). Recently, Hussein *et al.*, (2006) demonstrated that extracts of leaves and fruits of the plant *Capparis aegyptica* L. prepared from various solvents were affected the behavior, toxicity and fecundity of *T. urticae* females. Also, Shi *et al.*, (2006) indicated that extracts of an annual herbaceous plant, *Kochia scoparia* (L.) had both contact and systematic toxicity to *T. urticae*, *Tetranychus cinnabrinus* (Boisdaval) and *Tetranychus viennensis* Zacher (all Acari: Tetranychidae). Research has been done by Amer *et al.*, (1993), indicated

that the orange peel oil showed a remarkable deterrent effect with *Eutetranychus orientalis* (Klein) (Acari: Tetranychidae) than *T. urticae*. Studies on plant extracts having acaricidal influences on the citrus brown mite *E. orientalis* are few. Among these plants, the essential oils from the family Labiatae such as *Majorana hortensis* Moench, *Rosmarinus officinalis* L., *Ocimum basilicum* L. and *Lavandula officinalis* Chaix (Amer et al., 2001; Refaat et al., 2002). *Francoeria crispa* (Forssk) (Family Compositae) is wildy grown plant in South and middle Sinai of Egypt. Its perennial bushy desert plant, often growing in cushion-shape, more branched near the lower part of the plant. The plant is used under the name of (El-Kayswam) in folk medicine for various purposes. *Francoeria crispa* has been a subject of interest to some investigators from the phytochemical point of view and in particular its terpenes content (Soliman et al., 2003). They stated that the analysis of the crude extract of *F. crispa* characterize by presence of high concentration of total terpene compounds (89.776%), of which monoterpenes accounted for 36.622% from the total. Soliman et al., (2003) and Amer et al., (2005) discussed the insecticidal and acaricidal activity of the crude extract from *F. crispa* on two serious pests, *Spodoptera littoralis* (Boisd.) larvae (Lepidoptera: Noctuidae) as well as eggs and females of the spider mite *T. urticae*.

Studies were implemented to determine the potential acaricidal activity of *F. crispa* against *E. orientalis* in the laboratory. The objectives were to 1) test crude extract of *F. crispa* for acaricidal activity and repellency, 2) test the various fractionations from ethyl acetate crude extract for acaricidal and ovicidal activity and 3) identification and determination of the main constituents of the most effective isolate on eggs and females of *E. orientalis*.

MATERIALS AND METHODS

Maintenance of mite stock cultures

The stock culture of the citrus brown mite, *E. orientalis*, was obtained from cultures maintained on sweet potato in the laboratory at National Research Centre, Cairo. The mites were reared in a controlled climate room at 25-27 C° and 65 ± 5% R.H.

Plant Material

The wild plant, *F. crispa* was collected from different areas in Middle and Southern Sinai. Plants were air dried under natural laboratory conditions for one week. Dried plants were ground using an electric mill, sieved and kept for extraction.

Extraction procedure

Preparation of the crude extract

Plant extract was prepared according to the method adopted by Su and Horvat (1981) with some modifications. Two hundred grams of powdered plant materials was extracted with organic solvent. Ethyl acetate was used, where the dried plant material was soaked in 100 ml. solvent at rate of 5 ml / gm. and kept for 48-hr. under laboratory conditions. The mixture was mechanically shaken for 8 hr. The extract was then filtered over anhydrous sodium sulphate and ethyl acetate was evaporated under reduced pressure

using a rotary evaporator at 40- 50 C° for dryness. The resulting crude extract was weighted and kept in a deep freezer till evaluation.

Toxicity effects of ethyl acetate crude extract of *F. crispera* to egg and female stages of *E. orientalis*

Ten females of *E. orientalis* were transferred to lower surface of raspberry leaf discs 5 cm in diameter and placed in Petri-dishes 10 cm in diameter containing saturated cotton wool, then left for oviposition 24 h. and removed thereafter. The accumulated eggs (0-24 h old) were sprayed with different concentrations of the extract using glass atomizer. The concentrations used are 0.0005, 0.00017, 0.000056 and 0.000019 g./ ml. Each concentration was replicated 5 times (20 eggs / replicate). The number of unhatched eggs was recorded after one week of treatment. A similar number of untreated eggs were included as a control. Adult females of the same age were sprayed with different concentrations from the extract. Females were confined on raspberry clean leaves (5 cm in dia.), while the upper surface were placed in Petri-dishes 10 cm in diameter containing cotton pad saturated with water. Mortality was recorded 48 hours after application. Five concentrations were tested and each concentration had 5 replicates (20 females / replicate). In every treatment, a control was included.

Repellency and oviposition deterrence test procedure for adult females of *E. orientalis*

Raspberry leaf discs (5 cm dia.) were placed with lower surfaces up in Petri dish 10 cm in diameter, containing moist cotton wool. One half of each disc was treated separately with different concentration (LC₅₀ and less concentration), while the other half served as a control. Ten adult females of *E. orientalis* were placed in the center of each leaf. Each treatment comprised 5 replicates and each replicate contained 10 females. Orientation of the female's *E. orientalis* on treated and control discs was recorded after 4, 8, 16 and 24 hrs. after treatment. {Repellency = mites which had left the treated discs was considered as repelled}. The numbers of eggs laid on each half were recorded after 24 h.

Effects of LC₅₀ concentration of *F. crispera* on fecundity and mortality of *E. orientalis* females

Newly emerged females were sprayed with LC₅₀ of the crude extract using glass atomizer, and then transferred singly on clean raspberry leaf discs in Petri dishes. Twenty replicate leaf discs were used per each extract and similar number of untreated females was used as a control. The mortality and fecundity of females were recorded for 7 days. Reduction in the total number of *E. orientalis* eggs was calculated.

Fractionations of ethyl acetate crude extract of *F. crispera*

Column was used to separate the isolated fraction of ethyl acetate crude extract from *F. crispera* (Soliman *et al.*, 2003). A column of 2.3 cm in diameter X 50 cm in length, with 20 cm height silica gel and a 2 cm anhydrous sodium sulphate was used for each fraction. The fractions were collected every 10 ml. A sample of ethyl acetate extracts was directly applied on the column top and then eluted with the following solvent mixture: hexane / ethyl acetate 90: 10 – 80: 20 – 70: 30 – 60: 40 – 50: 50 – 40: 60 – 30: 70 –

20: 80 –and 10: 90% and methanol 100%. The fractions were collected and the solvent was evaporated till dryness and then tested.

Toxicity effects of various fractions of crude extract from *F. crispera* to eggs and females of *E. orientalis*

The collected fractions were tested for its toxicity against eggs and females of *E. orientalis* (treatment as described above).

Chemical analysis and identification of the most promising fraction of *F. crispera* tested above

The chemical composition of *F. crispera* was determined by (GCMS) gas chromatography- mass spectrometry technique, GC-MS finnigan mat SSQ 7000 Digital DEC 3000. work station: Digital DEC 3000. ionization mode Elven 70. Column: DB-5 capillary column 30 m in length, 0.32 mm i.d and 0.25 μ m thicknesses. Carrier gas: Helium at 13 psi. Temperature-programming initial column temperature was set at 50 °C for 3 min. then the temperature increased at 7 °C / min to reach 250 °C, and hold for 10 min. at 250 °C, the injector temperature was 200 °C and the injected volume was 1 μ l. Transition- line and ion source temperatures were 250 °C and 150 °C, respectively. The mass spectrometer had a delay of 3 min. to avoid the solvent peak and then scanned from m / z 40 to m / z 350. ionization energy was set at 70 eV.

Identification was based on the comparison with the MS computer library (NIST- Software Package, Finnigan) and on the respective retention indices. The separated components were identified by matching with the National Institute of Standards and Technology (NIST) mass spectral library data with those of the published data by Adams (1995).

Statistical analysis and toxicity lines

1. Corrected mortality counts according to Abbott's formula (1925).
2. Mortality curves were drawn on Probit logarithmic graph paper according to the method developed by (Finney, 1971).
3. The repellency was calculated according to (Lwande *et al.*, 1985).
4. Biological data were analyzed statistically by t- test.
5. The oviposition deterrent indices (ODI) as defined by Lundgren (1975).

RESULTS

Toxicity effects of ethyl acetate crude extract of *F. crispera* to eggs and females of *E. orientalis*

Figure (1) shows the relation between the percentage of mortality and concentrations of ethyl acetate crude extract from *F. crispera* on eggs and females of *E. orientalis*. The data obtained in Figure (1) shows that the LC₅₀ value of ethyl acetate crude extracts from *F. crispera* were similar in eggs and females of *E. orientalis* (LC₅₀ = 0.0005 g / ml). The LC₉₀ = of eggs and females was different (LC₉₀ = 0.0049 and 0.021 g / ml. respectively).

Repellency and oviposition deterrence for adult females of *E. orientalis*

Table 1 show that females preferred to feed and deposit their eggs on untreated section. The repellency varied between (97.45 – 76.49 %). The average number of eggs laid by females *E. orientalis* after 24 h. of treatment varied according to the tested concentrations (Table 1)..

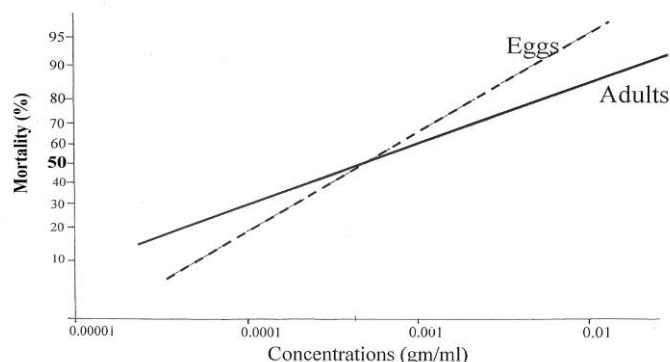


Fig. 1: Toxicity of ethyl acetate crude extracts of *Francoeria crisper* against eggs and adult females of *Eutetranychus orientalis*

Table (1): Relative percentage distribution and oviposition of *Eutetranychus orientalis* on treated leaf discs with *Francoeria crisper* crude extract at various concentration

g. / ml Concentration	% of mites distributed on treated plant after				ODI	No. of eggs deposited / ♀ after 24 hr.		% Repellency
	4 hr.	8 hr.	16 hr.	24 hr.		Treated	Control	
0.0005	5.43	6.32	8.25	9.00	95.03	0.08	3.14	97.45
0.00017	10.31	13.13	17.89	22.22	78.41	0.38	3.14	87.90
0.000056	21.05	23.16	23.16	28.42	64.85	0.58	2.72	78.68
0.000019	21.65	25.51	27.00	30.61	61.93	0.67	2.85	76.49

Effects of LC₅₀ concentration of ethyl acetate crude extract from *F. crisper* on fecundity and mortality of *E. orientalis*

Highly significant reduction in the total numbers of eggs laid by *E. orientalis* was recorded during 7 days period (Table 2). Percentage mortality after 7 days reached 100% when using LC₅₀ concentration of ethyl acetate crude extract from *F. crisper*.

Toxicity of detected fractions of *F. crisper* extract to eggs and females of *E. orientalis*

The data presented in Figs (2 and 3) shows that the isolate number 10 was the most toxic fraction on females and eggs of *E. orientalis*, respectively. The corresponding values of LC₅₀ were: 0.000125 and 0.00014 g / ml., while values of LC₉₀ were: 0.00039 and 0.0005 g/ml., respectively.

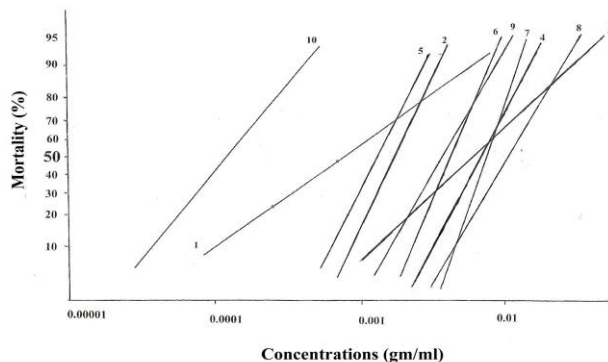


Fig. 2: Toxicity of various fractions (1-10) isolated from ethyl acetate crude extract of *Francoeria crispera* against adult females of *Eutetranychus orientalis*

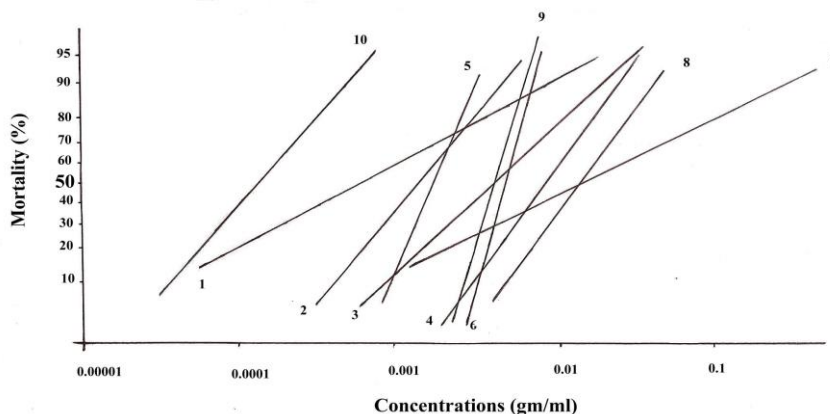


Fig. 3: Toxicity of various fractions (1-10) isolated from ethyl acetate crude extract of *Francoeria crispera* against eggs of *Eutetranychus orientalis*

Table (2) : Effect of LC₅₀ concentration of the crude extract of *Francoeria crispera* on the fecundity and mortality of *Eutetranychus orientalis*

Treatment	No. of eggs / female / 7 days (mean ± S.E.)	% Reduction in no. of eggs / female / 7 days	% Mortality of females after 7 days	% Hatchability
LC ₅₀	2.0 ± 0.16**	75	100	83.82
Control	14 ± 0.36	-	6.67	97.14

t (statistical value) = 30.716

** Highly significant

Chemical constituents of the main component of the tenth fraction from the ethyl acetate crude extract of *F. crispera*

The quantitative and qualitative analysis of the fraction no. 10 is presented in Table (3). Twenty four components were positively identified. The analysis showed that the isolate no. 10 was mainly characterized by high concentrations of total terpene compounds (75.45%) (Table 3). Six fatty acids amounted for 14.16% of the tenth isolate, which were identified as shown in Table (3). A hydrocarbone was also identified in this fraction extract, the main of which is pentatricontene with area percent 8.83%.

Table (3): Chemical constituents of the main components of the (fraction no. 10) from the ethyl acetate crude extracts of *Francoeria crispera*

Peak no.	Component	Area %	Peak no.	Component	Area %
	Terpenes			Fatty acids	
1	Champhor	3.49	11	Tetradecanoic acid	1.98
2	Pipertone	9.09	12	Pentadecanoic acid, 14-methyl, methyl ester	0.72
3	Carbamic acid, acetyl-, ethyle ester	2.93	13	Hexadecanoic acid (Palmitic acid)	4.19
4	1,3-Cyclopentadiene 5, 5-dimethyl ethyl	3.42	14	9, 12-Octadecanoic acid-methyl ester	2.18
5	2- Propenoic acid, 3-phenyl, ethyl ester	15.23	15	Ethyl linoleolate	3.54
6	β- Cedrene	3.36	17	13-Octadecanoic acid, methyl ester	1.55
7	β- Cedrol	4.66		Total	14.16
8	Δ- Cadinene	0.77			
9	Cinnamic acid ethyl ester	17.4			
10	Aminosalicylic acid	0.68		Hydrocarbone	
16	Phytol	0.58			
18	Estra- 1, 3, 5- (10), 16-tetraen-3-01	2.09	24	Pentatricontene	8.83
19	8- Hexadecene	0.59		Unknown	1.56
20	Hexadecane, 1-Chlorotricosane	4.09			
21	Cycloisolongifolene, 9, 10-dehydro	0.84			
22	Retinal	2.79			
23	∞- Necrodol	3.44			
	Total	75.45			

DISCUSSION

The citrus brown mite *E. orientalis* is a common spider mite and main a serious pest in citrus orchards in Egypt. The mite generally feed underneath the leaves and cause graying of the leaves due to mesophyll collapse and yellowing. Necrotic spots occur in the advanced stages of the leaf damage. To develop a botanical miticide, the supply of source plant is obviously crucial, and ecological important and toxicity to mammals and predacious mites are other factors that need be considered. The wide distribution of this plant in Middle and Southern Sinai should enable easy collection and propagation if it is used for the production of botanical insecticides and miticides (Soliman *et al.*, 2003; Amer *et al.*, 2005). Significantly, our results are the second to demonstrate acaricidal activity of *F. crispa*.

GC-MS analysis of the ethyl acetate crude extract of *F. crispa* was reported by Soliman *et al.* (2003). They found that forty six compounds (comprising 96.52% of the crude extract) were identified, and the crude extract was mainly characterized by high concentration of total terpene compounds (89.778%). Amer *et al.* (1993) demonstrated that the orange peel oil showed a deterrent effect, with *E. orientalis*, whereas the essential lemon grass oil and above one were toxic to females and eggs of both tetranychid mites *T. urticae* and *E. orientalis*.

In the present study, a higher percentage of repellency was recorded at the L_{c50} concentration (0.0005 gm. / ml; also a lower frequency of oviposition occurred following contact with leaf discs treated with the extract. These results would indicate rejection in response to a contact stimulus and this is in coincided with data obtained by Renwick and Radke (1982) that used cabbage extract in deterring oviposition by the cabbage lopper *Trichoplusia ni*. Similarly, research has been done by Momen *et al.* (2001), Amer *et al.* (2001) and Refaat *et al.* (2002) revealed that the essential oil of (mint, peppermint, rosemary, sweet marjoram, sweet basil and French lavender) deterred females of *T. urticae* and *E. orientalis* from settlement and feeding on treated parts.

Females of *E. orientalis* treated with L_{c50} of the crude extract of *F. crispa* showed a high significant reduction in the number of eggs laid over 7 days. The reasons explaining this phenomenon may be it is due to direct influence of the substance on the female ovaries or it is also possible, that after contact application of any substance on the cuticle of the pest, the production of pheromones is disturbed.

Refaat *et al.* (2002) demonstrated that a higher percentage of *E. orientalis* mortality was recorded for both essential oil *O. basilicum* and *L. officinalis* than *T. urticae*. Also, Amer *et al.* (2005) reported that the adult females of *T. urticae* were sensitive to crude ethyl acetate extract of *F. crispa* than the eggs. (L_{c50} = 0.04 and 0.05 gm / ml), respectively. They also demonstrated that the crude extract of *F. crispa* has high sterility effect on females of *T. urticae* (86.34%).

The mode of action of the acaricides in *F. crispa* is unknown, but the extract exhibited both contact and systemic toxicity to tetranychid mites, *T. urticae* and *E. orientalis* (Amer *et al.*, 2005; present study). However, though

many plants in the world possess insecticidal properties, only a few have demonstrated acaricidal activity (Prakash and Rao, 1997). Using active components from several plants in a miticide preparation could potentially increase efficacy and reduce the potential for development of resistance in mite population.

CONCLUSION

In integrated control programmed, much information is needed on the effect of the crude extract and its fractions on predatory mites of these pests (*T. urticae* and *E. orientalis*), so a careful choice of plant extract should be made to harm predator or parasite as little as possible. The work presented here based on laboratory conditions, however, care should be taken in translating results of laboratory to glass house or to open field.

REFERENCES

- Abbott, W. S. (1925). A method for computing the effectiveness of an insecticide. *J. Econ. Entomol.*, 18, 265-267.
- Adams, R. P. (1995). Identification of essential oils by ion trap mass spectroscopy. San Diego, Academic Press Inc., USA.
- Amer, S. A. A.; B. A. Abou-Awad; and E. M. El-Banhawy (1993). Toxicity of the orange peel and lemon grass oils to the spider mites *Tetranychus urticae* and *Eutetranychus orientalis* with effects on the development and reproduction (Acari: Tetranychidae). *Afr. J. Agric. Sci.*, 20, 95-102.
- Amer, S. A. A.; A. S. Reda; and N. Z. Dimetry (1989). Activity of *Abrus precatorius* L. extracts against the two spotted spider mite *Tetranychus urticae* Koch (Acari: Tetranychidae). *Acarologia* 30, 209-219.
- Amer, S. A. A.; A. Refaat; and F. M. Momen (2001). Repellent and oviposition-deterring activity of rosemary and sweet marjoram on the spider mites *Tetranychus urticae* and *Eutetranychus orientalis* (Acari: Tetranychidae). *Acta Phyto. et Entom. Hungarica* 36, 155-164.
- Amer, S. A. A.; S. A. Saber and M. M. Soliman (2005). Acaricidal activity of *Francoeria crispa* (Forssk) extract on the two spotted spider mite, *Tetranychus urticae* (Koch) (Acari: Tetranychidae). *J. Egypt. Ger. Soc. Zool.*, 46, 33-41.
- Dimetry, N. Z.; S. A. A. Amer and S. El-Gengaihi (2003). Toxicological evaluation and biological potency of petroleum ether extract of two plants and their isolates towards the two spotted spider mite, *Tetranychus urticae* Koch. *Acarologia* 44, 67-73.
- Dimetry, N. Z.; S., El-Gengaihi; S. A. A. Amer and S. M. Mohamed (2000). Acaricidal potential of some medicinal plants against the two spotted spider mite *Tetranychus urticae*. In: H. Kleeberg and C. P. W. Zebitz (eds): Practice Oriented Results on Use and Production of Neem Ingredients and Pheromones VIII. pp. 117-125.
- Dimetry, N. Z.; S. El-Gengaihi; A. S. Reda and S. A. A. Amer (1990). Toxicity of some compounds isolated from *Abrus precatorius* L. seeds towards the two spotted spider mite *Tetranychus urticae* Koch. *Acarologia* 31, 361-366.

- El-Gengaihi, S.; N. A. Ibrahim and S. A. A. Amer (1999). Chemical investigation of the lipoidal matter of *Glossostemon bruguieri* and the acaricidal activity of its unsaponifiable fraction. *Acarologia* 40, 95-100.
- Finney, D. J. (1971). Probit analysis. Cambridge University Press, London, 318pp.
- Gerasimos, F.; M. Maria; H. Emmanouel; J. Krali; G. S. Zacharias and M. T. Penelope (1997). Insecticidal and genotoxic activities of mint essential oils. *J. Agric. Food Chem.*, 45, 2690-2694.
- Hussein, H.; M. Abou-Ellella; S. A. A. Amer and F. M. Momen (2006). Repellency and toxicity of extracts from *Capparis aegyptia* L. to *Tetranychus urticae* Koch (Acari: Tetranychidae). *Acta Phyto et Entom. Hungarica* 41, 331-340.
- Lundgren, L. (1975). Natural plant chemicals acting as oviposition deterrents on cabbage butterflies *Pieris brassicae* (L.) and *Pieris rapae* (L.). *zool. Sci.* 4, 253-258.
- Lwande, W.; P. W. Hassanali; P. W. Njoroge; M. D. bentely; F. Delle Monache and J. I. Jondiko (1985). A new 6, a- hydroxyl pterocarpon with insect antifeedant and antifungal properties from the roots of *Tephrosia hildebrandii* Vatke. *Insect Sci. Applic.*, 6, 534-547.
- Momen, F. M.; S. A. A. Amer and A. M. Refaat (2001). Influence of mint and pepperment on *Tetranychus urticae* and some predacious mites of the family Phytoseiidae (Acari: Phytoseiidae). *Acta Phyto et Entom. Hungarica* 36, 143-153.
- Prakash, A. and J. Rao (1997). Botanical pesticides in agriculture. CRC, Boca Raton, FL.
- Refaat, A. M.; F. M. Momen and S. A. A. Amer (2002). Acaricidal activity of sweet basil and French lavender essential oils against two species of mites of the family Tetranychidae (Acari: tetranychidae). *Acta Phyto et Entom. Hungarica* 37, 287-298.
- Renwick, J. A. A. and C. D. Radke (1982). Activity of cabbage extracts in deterring oviposition by the cabbage looper, *Trichoplusia ni*. 5 th Int. Symp. Insect. Plant Relationship. Wageningen Pudoc. pp. 139-143.
- Schauer, M. and H. Schmutterer (1981). Effects of neem kernel extracts on the two spotted spider mite, *Tetranychus urticae*. Proc. 1 st Int. Neem Conf. (Rottach-Egern, 1980), pp. 259-266.
- Shi, G. L.; L. L. Zhao; S. Q. Liu; H. Cao; S. R. Clarke and J. H. Sun (2006). Acaricidal activities of extracts of *Kochia scoparia* against *Tetranychus urticae*, *Tetranychus cinnabarinus* and *Tetranychus viennensis* (Acari: tetranychidae). *Hort. Ent.*, 99, 858-863.
- Soliman, M. M.; A. A Sallam and F. A. Mansour (2003). Insecticidal activity of *Francia crispa* (Forssk.) extract on the cotton leafworm, *Spodoptera littoralis* (Boisd.). *J. Pest Cont. & Environ. Sci.*, 11, 121-133.
- Su, H. and R. Horvat (1981). Isolation, identification and insecticidal properties of *Piper nigrum amides*. *J. Agric. Food Chem.*, 29, 115-118.

التأثير الطارد والسام لمستخلص نبات القيسوم (فراكوريا كريسيا) على اكاروس
الموالح البني (ايوتيترايكس اورينتاليس)
أميرة عبد المنعم عبد الخالق ، سناء عبد الرحمن عبدالله عامر و فاتن ممدوح مؤمن
قسم افات ووقاية النبات - المركز القومي للبحوث - الدقي - القاهرة

تم اختبار مستخلص الاثيل أسيتات لنبات القيسوم لدراسه تأثيره على عنكبوت الموالح البني
Eutetranychus orientalis ومعرفة تأثير المستخلص الأولي لنبات القيسوم و تم اختبار
سمية المستخلص على بيض و اناث الآفة *E. orientalis* .
أظهرت النتائج أن لمستخلص القيسوم الاثيلي تأثير على سلوك وخصوبة الاناث تحت
الظروف المعملية ، و كذلك كان للمستخلص سمية مماثلة على كل من بيض واناث
E. orientalis وكان التركيز النصفى القاتل من المبيد ($LC_{50} = 0.00050$) .
أثبتت النتائج أنه عند معاملة الأقراص النباتية بتركيزات متزايدة من التركيز النصفى القاتل
(LC_{50}) من المبيد أظهر تأثير طارد عالي (% 97.45) . وأظهرت كذلك أن الاناث المعاملة
بتركيز (LC_{50}) من مستخلص اثيل أسيتات القيسوم أظهرت أعلى نسبة موت و أقل عدد من
البيض الموضوع خلال سبعة أيام .
تم فصل عشرة مركبات من مستخلص أسيتات القيسوم وأظهرت النتائج أن المركب العاشر
كان أكثر المركبات سمية على بيض واناث *E. orientalis* وكان التركيز النصفى القاتل من
المبيد ($LC_{50} = 0.00014$ and 0.000125 g / ml.) على التوالي .

قام بتحكيم البحث

كلية الزراعة – جامعة المنصورة
المركز القومي للبحوث

أ. د/ عمر عبد الحميد نصار
أ. د/ عبد الراضى نصر قرشى