

A COMPARATIVE STUDY ON PHENOLIC AND ESSENTIAL OIL PROFILES OF GINGER AND GREEN TEA

Sh. N. Draz, Samia M. Khalil, M. M. Abozid and Saffaa M. Abo El-Ela

Department of bioch. Fac. of AgricMinufiyaUniv. Abstract.

(Received: Aug. 30 , 2015)

ABSTRACT: *The chemical compositions of ginger rhizomes and green tea leaves were as follows (17.72 ,13.72%) crude protein , (4.81 , 7.3%) total lipids, (57.6 , 68.18%), total carbohydrate and (510 , 376 mg/100 g dw) total phenols respectively .*

The predominant phenols were: Quercetin (21.41%) , Gingerols (18.70%), Zingerone (17.77%) , salicylic acid (12.07%) , Rutin (8.70%) and catechin (8.06%) for ginger rhizomes. While for green tea leaves they were quercetin (26.76%) , catechin (22.31%), salicylic acid (13.32%) , Rutin (9.7%) , Gallic acid (8.35%) and phenol (5.57%)

The essential oil from ginger rhizomes has been studied and was characterized by its high content of α -zingiberene (23.64%) and Geraniol (11.62 %).

Whereas essential oil from the green tea leaves contained (37.83%) 1,8-cineole , (20.58%) Terpinen – 4 – ol , (12.39%) γ -terpinene and (11.29%) camphene .

Key words: *Phenolic and essential oil.*

INTRODUCTION

Surh *et al.*, (1999) found that ginger rhizomes contains pungent phenolic substances and aromatic ketones collectively as gingerones , which are thought to be the most pharmacologically active components One of the major pungent principles of ginger is (6) – gingerol , which has diverse effect including antioxidant and anti-inflammatory activities .

Shivanand *et al.*, (2004) found that three gingerols (6,8 and 10 gingerols) and (6) – shogaol were found in the extracts of white and yellow gingers , the most abundant constituent among them was 6 – gingerol , representing nearly 34% and 28% in yellow and white varieties respectively , followed by [10] and [8] – gingerols . The presence of [6] shogaol at a major level of 0.35% was identified in both two varieties.

Martins *et al.*, (2001) found that essential oil of ginger contains 1,8 – cineole (25.5-34.4%) , p-pinene (14.-15.2 %) and alpha -terpineol (9.9-12.1%). Mitsuo and Hiriomeu (1988) isolated seventy two components identified in the volatile oil of ginger including 15 monoterpene Hydrocarbons , 13 sesquiterpene hydrocarbons , 11monoterpene alcohols , 11sesquiterpene alcohols , 5 monoterpene aldehydes and

ketones , 1 acid , 4 esters , 2 phenolic compounds and 11 miscellaneous components . 34 of these components were newly found as the odor components of ginger among them alpha - zingiberene was the main component (21.8%), while the others was as follows 1 , 8-cineole (6.2%) , Nerol (7.1%) and geraniol (9.4%) . Geraniol, alpha -terpineol , Berneol and B. bisabolene amounts were 9.9 , 5.6 , 5.4 and 7.9% respectively.

Fumiyui *et al.*, (1992) found that [6]-gingerol has been identified as the main constituent responsible for the pungent taste of ginger

Ninomiya *et al.*, (2012) recorded that the main components of tea tree oil was terpinen – 4 – ol

Chabir *et al.*, (2011) identified thirty two components representing more than 98% of the total compositions of essential oil extracted from leaves of green tea. The main-components were 1 , 8-cineole (85%) , camphene (5.05%) and alpha -pinene (1.95%) .

Rudback *et al.*, (2012) cleared that the monoterpene alpha -terpinene is one of the components responsible for the antioxidant activity of tea tree oil .

They added that autoxidation of alpha - terpinene at room temperature produced allylic epoxides and p-cymene as the major oxidation products.

Emira *et al.*, (2011) found that tea tree essential oil rich in terpinen – 4 – ol (40.44%) , gamma -terpinene (19.54%) , 1 , 8-cineole (35.61%) and alpha -pinene (1.5%) .

MATERIALS AND METHODS

The rhizomes of ginger (*Zingiberofficinale*) were purchased from local market . The leaves of tea tree (*Melaleucaalternifolia*) were obtained from the trees growing in Giza Zoo-Egypt .

The two samples were identified by horticulture Dep. Fac. of Agric. Minufiya Univ.

Preparation of samples

Samples of ginger rhizomes and green tea leaves were cut and dried.

Chemical analysis

- Crude protein , total lipids , carbohydrates , crude fiber and ash were determined according to the method described by A.O.A.C. (2000)
- HPLC analysis of phenolic compounds were performed according to the method describe by Duke *et al.*, (2003)
- The essential oils of the two samples were extracted by water distillation and identified using gas chromatography/massspectrometry (GC/MS) according to the method described by Guenther (1960).

RESULTS AND DISCUSSION

The data presented in Table (1) and Fig. (1) showed that ginger rhizomes contain 17.72 , 4.81 , 57.60 , 0.58 and 0.31% crude protein , total lipids , total carbohydrates , crude fiber and ash respectively .

While the amounts for the same constituents in green tea leaves were 13.72, 7.3 , 68.18 , 2.83 and 0.82% respectively.

The results presented in Table (2) revealed that ginger rhizomes contain higher amount of total phenols (510mg/100g) than that in green tea leaves (376mg/100g), these results are in agreement with those of Surh *et al.*, (1999) and Emira *et al.*, (2011).

Hplc-for polyphenols

Table (3) and Fig. (2) showed the presence of 16 compounds in ginger rhizomes. The phenolic compounds quercetin (21.41%) , gingerols (18.7%) , zingerone (17.77%) and salicylic acid (12.07%) were the predominant phenols , while rutin (8.7%) , catechin (8.06%) , cinnamic acid (3.06%) gallic acid (3.00%) and phenol (2.95%) were found in moderate amounts . On the other hand phenols naringinin (1.20%) , kaempferol (1.08%) , shogaols (1.06%) , paradol (0.29%) , p-coumaric(0.29%) , daidzin (0.27%) and chrysin (0.10%) were presented in minor amounts in ginger rhizomes . These results are in agreement with those obtained by Shivanand *et al* (2004) and khadem *et al* (2008) who reported that ginger phenols were gingerol and zingerone .

Data in Table (3) and Fig. (2) demonstrate that green tea leaves contain 15 components of phenols , three of them are predominant ones , quercetin (26.76%) , catechin (22.31%) and salicylic acid (13.32%) , while four phenols were detected in moderate amount rutin (9.7%) , gallic acid (8.35%) , phenol (5.57%) and cinnamic acid (4.53%) .On the other hand phenols naringenin (2.31%) , kaempferol (1.79%) , luteolin (1.19%) , synergic acid (1.71%) , chrsyin (0.16%) , daidzin (0.95%) ferulic acid (0.95%) and galangin (0.4%) were found as minor phenols of green tea leaves .Our results are in agreement with those of Galati *et al.*, (2006) who demonstrated that tea phenolic acids and catechins containing gallic acid moieties are most abundant in green tea .

A comparative study on phenolic and essential oil profiles of ginger and.....

Table (1): Chemical composition of the green tea leaves and ginger rhizomes (%).

Constituents	Ginger rhizomes	Green tea leaves
Moisture	8.00	6.82
Crude protein	17.72	13.72
Crude Lipid	4.81	7.3
Total Carbohydrate	57.60	68.18
Crude Fiber	0.58	2.83
Ash	0.31	0.82

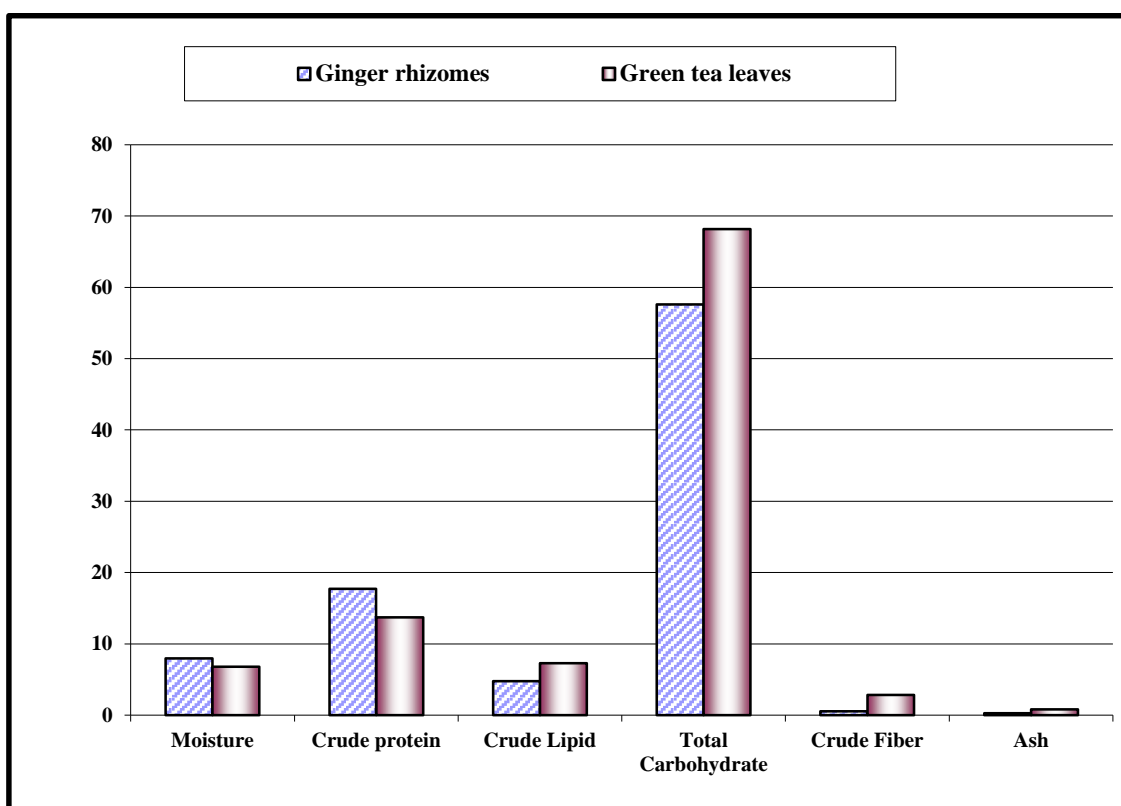


Fig. (1): Chemical composition of the green tea leaves and singer rhizomes.

Table (2): Total phenols content of ginger rhizomes and green tea leaves:(mg/100g d.w.)

Samples	Total phenols mg/100g d.w.
Ginger rhizomes	510
Green tea leaves	376

Table (3): HPLC analysis of polyphenols for ginger rhizomes and green tea leaves (mg/100g dry weight).

Phenolic compounds	Ginger rhizomes		Green tea leaves	
		%		%
Gallic acid	12.2	3.00	21.0	8.35
Catechin	32.8	8.06	56.1	22.31
Shogaols	4.3	1.06	—	—
Zingerone	72.3	17.77	—	—
Phenol	12.0	2.95	14.0	5.57
daidzin	1.1	0.27	2.4	0.95
Synergic acid	—	—	4.3	1.71
Rutin	35.4	8.70	24.4	9.70
P – coumaric	1.2	0.29	—	—
Gingerols	76.1	18.70	—	—
Salicylic acid	49.1	12.07	33.5	13.32
Furulic acid	—	—	2.4	0.95
Cinnamic acid	12.4	3.05	11.4	4.53
Quercetin	87.1	21.41	67.3	26.76
Naringinin	4.9	1.20	5.8	2.31
Kaempherol	4.4	1.08	4.5	1.79
Chrysin	0.4	0.10	0.4	0.16
Paradol	1.2	0.29	—	—
Luteolin	—	—	3.0	1.19
Galangin	—	—	1.0	0.40

Fig 2

Fig. (2): HPLC analysis of polyphenols for ginger rhizomes and green tea leaves.

Takami *et al.*, (2008) investigated that green tea catechins and polyphenols extracted from the stalks and leaves of *Camellia sinensis* are found in the different types of tea beverages and as antioxidant additives to many foods.

GLC of volatial oil

The results in Table (4) and Fig. (3) demonstrate that ginger rhizomes volatial oil contains 25 components . The predominant components were : alpha - zingiberene , geranial , geraniol , alpha - terpinol , B-bisabolene , 1,8- cineol , borneoland nerol , with the amounts of 23.64 , 12.92 , 11.62, 8.77 , 8.29 , 7.97 , 7.64 and 7.62% respectively . While camphene , linalool and B- phellandrene were found in moderate amounts : 3.09 , 2.44 and 2.36% respectively .These results are in agreement with Martins *et al* (2001) who found that

zingiberene was found as main constituent in essential oil of ginger

Table (4) and Fig. (3) show the individual components of volatile oil of green tea leaves. it contains 23 compounds ,four of them are predominant , 1 , 8-Cineol (37.83%) , terpinen – 4 – ol (20.58%) , γ -Terpinene (12.39%) and camphene (11.29%) , while , alpha -pinene , alpha -terpineol , nerol and borneol were presented in moderate amounts , their percentages were 4.19 , 3.54, 1.56 and 1.11% respectively . Our results are in agreement with that of Ninomiya *et al.*, (2012) , Chabir *et al.*, (2011) and Martins *et al.*, (2001) who found that essential oil of ginger contain 1 , 8-Cineole (25.5-34.4%) followed by p-pinene (14.1-15.2%) and alpha -terpineol (9.9-12.1%) .

Table 4

Fig 3

Fig. (3): The individual components of volatill oil for ginger rhizomes and green tea leaves.

REFERENCES

- A.O.A.C (2000). Official Methods of Analysis of association of official Analytical 17theds . Washington D.C.USA
- Chabir , N., M. Romdhane, A. Valetin, B. Moukarze, H. N. Marzou, N B. Brahim, M. Mars and J. Bouajila (2011). Chemical study and maarial , andioxidat and anticancer activities f Melaleucearmillaris essential oilJ. Med. Food Nov. , 14 (11) : 1383-1388
- Duke, S.O., A.M. Rimando, P.F. Pace, K.N. Reddy and R.J. Smeda (2003). Isoflavon , polyphosate and aminomethyl–phosphonic acid levels in seed of glyphosate – treated , glyphosate – resistant soybean .J. Agric. Food Chem. 5(1) : 340-344
- Emira, N., S. Mejdi, H. Hafedh, T. Najla, K. Riadh, V. Eulogio and B. Amina (2011). Chemical composition , antioxidant and antifungal potential of *Melaleuca terifolia*(Tea Tree) and Eucalyptus globules essential oils against oral candida species .Fac. of pharmacy , Univ. of Valencia , Bull Burjassot , Valencia , Spain , February 2011 .
- Fumiyuki, K., I. Satoshi, S. Masaaki, H. Fumio and S. Ushio (1992). Inhibition of prostaglandin and leukotriene Blosynthesis by gingerol and diarylheptanoids Chem. Pharm. Bull. 40(2) : 387-291
- Galati, G., A. Lin, A.M. Sultan and P.J. O'Brien (2006). Cellular and in vivo hepatotoxieity caused by green tea

- phenolic acids and catechins . Free Radic. Biol. Med. 40:370-580 .
- Guenther, E. (1960). The essential oil Vol. 4th ed. D. van Nostrand company , in C.Toronto , Canada .
- Khadem, G.M., S. Heble, R. Kumar and C. White (2008). Phytochemical , pharmacological and toxicological properties of ginger (*Zingiberofficinale* Rose),review of recent research .Food chem. Toxic. , 46:409-420 .
- Martins, A.P., L. Salgueiro, M.J. Goncalves, A. Proenca da cunho, R. Vila, S. Canigual, V. Mazzoni, F. Tomi and J. Casanova (2001). Essential oil composition and Antimicrobial activityof three zingiberaceae from S.Tomeeprincipe . Plant Med. 67:580-584
- Mitsuo, M. and K. Hiromu (1988). Volatile flavor components of zingiberis Rhizoma (*zingiberofficinale*Rosc.) .Agric. Biol. Chem. 52(11):2961-2963
- Ninomiya, K., N. Maruyama, S. Inoue, H. Ishibashi, T. Takizawa, H. Oshima and S. Abe (2012). The essential oil of *Melaleucealternifolia*(Tea tree oil) and its main component , terpinen – 4 – ol protect mice from experimental oral candidiasis .Biol. Pharm. Bull. 35(6):861-865 .
- Rudback, J., M.A. Bergstrom, A. Borje, M. Nilsson and A.T. Karlber (2012). Alpha - Terpinene , an antioxidant in tea tree oil , autoxidizes rapidly to skin allergens on air exposure .Chem. Res Toxicol. 25(3):713-721 .
- Shivanand, D., R. Jolad, L. Clark, M.S. Aniko, J. C. Guan, B.B. Robert and N.T. Barbara (2004). Fresh organically grown ginger (*zingiberofficinale*) : composition and effects on LPS induced PGE , production .Phytochemis. 65:1937-1957 .
- Surh, Y. J., E. Lee and J. M. Lee (1999). Chemopreventive properties of some pungent ingredients present in red pepper and ginger. Mutat Res: 402:254-267
- Takami, S., T. Imai, M. Hasumura, Y. Cho, M. J. Onose and M. Hirose (2008). Evaluation of toxicity of green tea catechinswith goday dietary administration to F344 rats . Food and chemic toxico. 46(6) : 2224-2229
- Zancan, K.C., M.O. Marques, A.J. Petenate and M.A. Meirehes (2002). Extraction of ginger (*ZingiberOfficins*/Rosc) oleoresin with CO2 and C- solvent : a study of the antioxidant action of the extracts .J. supercit . Fluids , 24: 57-76.

دراسة مقارنة على الفينولات والزيوت الطيارة في الجنزيبيل والشاي الأخضر

شعبان نجم دراز ، ساميه محمود خليل ، مدحت مصطفى أبوزيد ، صفاء محمود

قسم الكيمياء الحيوية – كلية الزراعة – جامعة المنوفية

الملخص العربي

= وجد أن ريزومات الجنزيبيل وأوراق الشاي الأخضر تحتوي على (17.70 ، 13.72%) بروتين كلى – (7.3% ، 4.81) ، ليبيدات خام – (57.6 ، 68.18) كربوهيدرات كليه .
= كانت كمية الفينولات الكلية (510 ، 376) ملليجرام / 100 جم ماده جافة)على التوالي .

A comparative study on phenolic and essential oil profiles of ginger and.....

= كانت الفينولات السائدة فى ريزومات الجنزيبيل هى : الكيورستين (٢١.٤٠ %) الجتجبرولز (١٨.٧٠ %) - الزنجيرون (١٧.٧٧ %) - حامض الساليسليك (١٢.٠٧ %) - الريوتين (٨.٧٠ %) وأخيراً الكاتشين (٨.٠٦ %) .

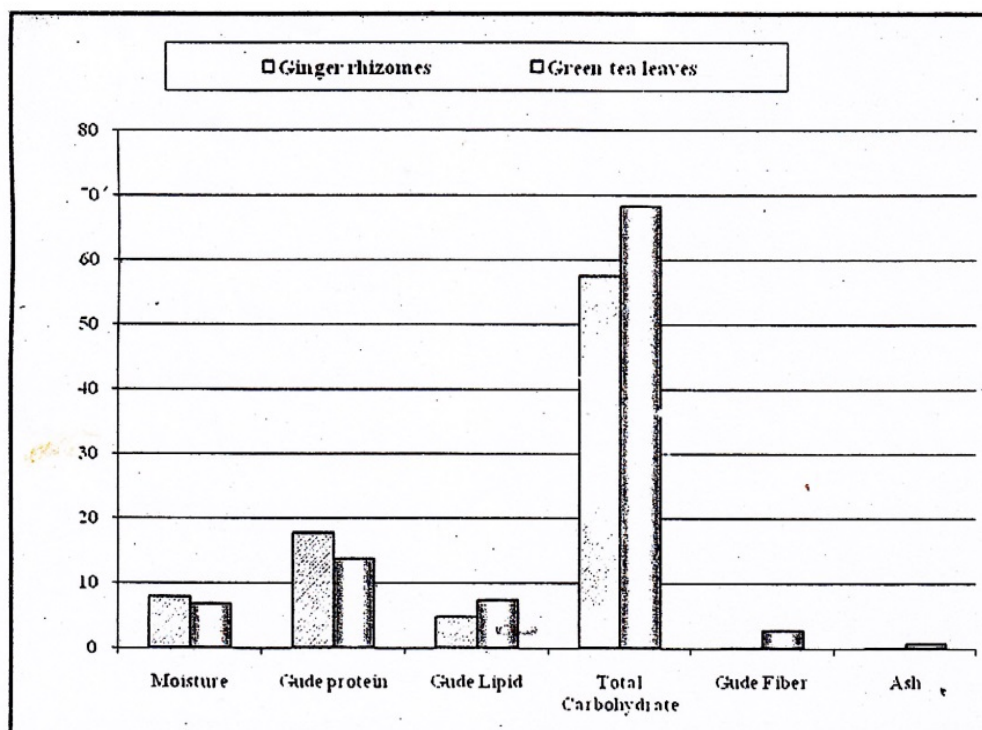
= فى حين أو أوراق الشاى الأخضر إحتوت على الفينولات السائدة الآتية : كيورستين (٢٦.٧٦ %) - كاتشين (٢٢.٣ %) - حامض الساليسليك (١٣.٣٢ %) - ريوتين (٩.٧ %) - حامض الجالبك (٨.٣٥ %) وأخيراً الفينول (٥.٥٧ %) .

= الزيوت الطيارة المستخلصة من ريزومات الجنزيبيل إحتوت على المكونات الأتية :بكمية وفيره : ألفا زنجيرين (٢٣.٦٤ %) - جيرانيال (١٢.٦٢ %) وأخيراً جيرانيول (١١.٦٢ %) .

= الزيوت الطيارة المستخلصة من أوراق الشاى الأخضر إحتوت على المكونات السائدة الآتية : ١.٨ - سينيول (٣٧.٨٣ %) - كحول - تربينين (٢٠.٥٨ %) - جاما - تربينين (١٢.٣٩ %) وأخيراً كامفين (١١.٢٩ %) .

Table (1): Chemical composition of the green tea leaves and ginger rhizomes (%).

Constituents	Ginger rhizomes	Green tea leaves
Moisture	8.00	6.82
Crude protein	17.72	13.72
Crude Lipid	4.81	7.3
Total Carbohydrate	57.60	68.18
Crude Fiber	0.58	2.83
Ash	0.31	0.82



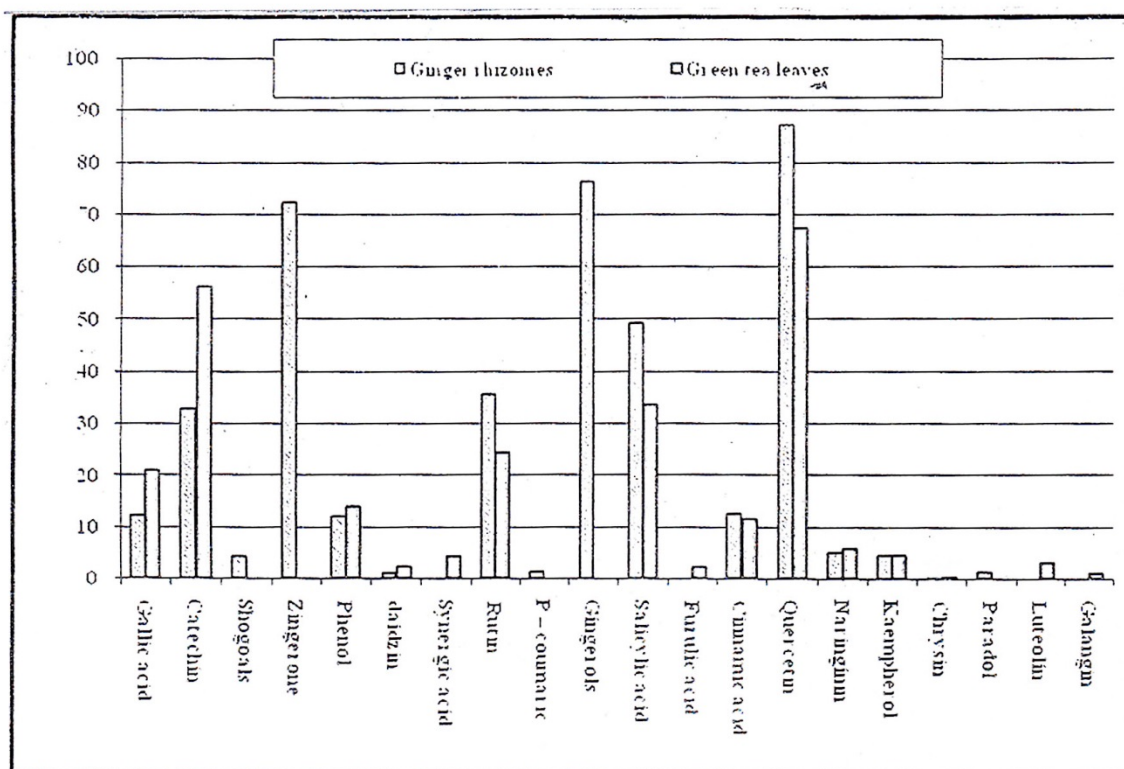
Fig(1): Chemical composition of the green tea leaves and ginger rhizomes

Table (2): Total phenols content of ginger rhizomes and green tea leaves:(mg/100g d.w.)

Samples	Total phenols mg/100g d.w.
Ginger rhizomes	510
Green tea leaves	376

Table (3): Hplc analysis of polyphenols for ginger rhizomes and green tea leaves (mg/100g dry weight).

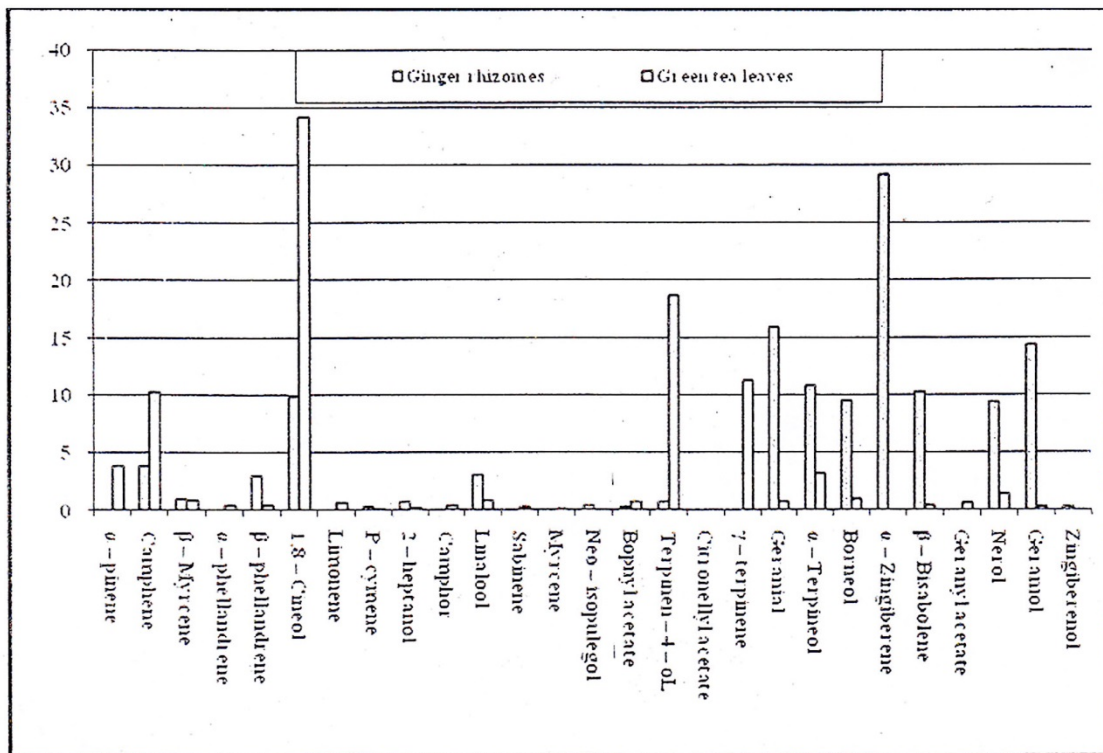
Phenolic Compounds	Ginger rhizomes		Green tea leaves	
		%		%
Gallic acid	12.2	3.00	21.0	8.35
Catechin	32.8	8.06	56.1	22.31
Shogoals	4.3	1.06	—	—
Zingerone	72.3	17.77	—	—
Phenol	12.0	2.95	14.0	5.57
daidzin	1.1	0.27	2.4	0.95
Synergic acid	—	—	4.3	1.71
Rutin	35.4	8.70	24.4	9.70
P – coumaric	1.2	0.29	—	—
Gingerols	76.1	18.70	—	—
Salicylic acid	49.1	12.07	33.5	13.32
Furulic acid	—	—	2.4	0.95
Cinnamic acid	12.4	3.05	11.4	4.53
Quercetin	87.1	21.41	67.3	26.76
Naringinin	4.9	1.20	5.8	2.31
Kaempherol	4.4	1.08	4.5	1.79
Chrysin	0.4	0.10	0.4	0.16
Paradol	1.2	0.29	—	—
Luteolin	—	—	3.0	1.19
Galangin	—	—	1.0	0.40



Fig(2): HPLC analysis of polyphenols for ginger rhizomes and green tea leaves

Table (4): The individual components of volatial oil for ginger rhizomes and green tea leaves (mg/100g dry weight).

Compounds	Ginger rhizomes		Green tea leaves	
		%		%
α – pinene	0.10	0.08	3.79	4.19
Camphene	3.81	3.09	10.21	11.29
β – Myrcene	0.89	0.72	0.81	0.90
α – phellandrene	0.20	0.16	0.39	0.43
β – phellandrene	2.90	2.36	0.40	0.44
1,8 – Cineol	9.81	7.97	34.20	37.83
Limonene	-	-	0.60	0.66
P – cymene	0.29	0.24	0.10	0.11
2 – heptanol	0.71	0.58	0.22	0.24
Camphor	0.10	0.08	0.38	0.42
Linalool	3.00	2.44	0.80	0.88
Sabinene	0.10	0.08	0.30	0.33
Myrcene	0.10	0.08	0.10	0.11
Neo – isopulegol	0.39	0.32	-	-
Bornyl acetate	0.31	0.25	0.69	0.76
Terpinen – 4 – oL	0.70	0.57	18.60	20.58
Citronellyl acetate	0.19	0.15	-	-
γ – terpinene	-	-	11.20	12.39
Geranial	15.91	12.92	0.71	0.79
α – Terpineol	10.80	8.77	3.20	3.54
Borneol	9.40	7.64	1.00	1.11
α – Zingiberene	29.10	23.64	-	-
β – Bisabolene	10.20	8.29	0.42	0.46
Geranyl acetate	0.12	0.10	0.58	0.65
Nerol	9.38	7.62	1.40	1.56
Geraniol	14.30	11.62	0.30	0.33
Zingiberenol	0.30	0.23	-	-



Fig(2): The individual components of volatial oil for ginger rhizomes and green tea leaves